


EM-180A DC-MOTOR STARTER 12/24V 10A

FEATURES

- Fast change of direction
- Soft start-up, acceleration ramp
- Settable current limit
- Trip or continuous current limit
- High efficiency
- Low RF emissions (EMC)
- Dynamic braking
- Low idle current (sleep mode option)
- High momentary load capacity
- Continuous or impulse mode control
- NPN or PNP control possibility
- rail base mountable
- EM-180A replaces EM-180
- A model has extra features added
 - impulse control mode
 - extended ramp time up to 3s.
 - selectable soft or rattle start



EM-180A is developed for controlled ON-OFF driving and direction change of a DC-motor with brushes. Driver has advanced current limit features. It limits the motor current in start-up and jam-situations and that way protects the motor and mechanics from over torque. Driver has also an error output to indicate error / over current situations.

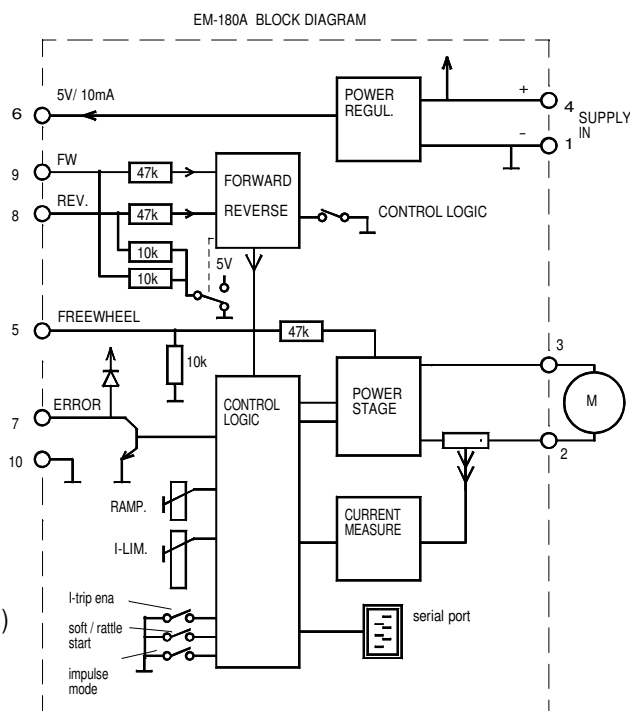
EM-180A is developed from EM-180 and it has extra features as impulse control mode and soft or rattle start selection.

Rattle mode means that when current limit exceeded in start the driver gives little higher current and rattling, which help releases stuck of actuator of motor. Driver has also serial port which can be used to update a firmware or activates optional features.

The acceleration ramp time for start-up is adjustable to be suited for each application. So the motor voltage is not raised instantaneously but slowly to give a smooth start-up. As the control is set off, the motor is braked with so called dynamic braking, means that the motor poles are connected together. The current protection is double acting. First there is a continuous and adjustable current limit which decreases the motor voltage if the current exceeds the adjusted value. Second there is settable trip feature that cuts the motor voltage if the current limit value is exceeded. After trip the motor starts only to the opposite direction. Additionally the driver doubles the adjusted current value for 0.3 seconds in start-up to ensure sufficient power to overcome the start-up friction.

TECHNICAL DATA

Supply	10-35Vdc
Over voltage protection	38V
Under voltage shutdown	8V
Start up voltage	9V
Idle current	typ 13mA / (1.5mA sleep opt.)
Driving current	10A continuous 20A peak 5s
Current limit	0-20A boost 1.5 times in rattle start
Current trip delay	n. 200ms
Start delay	5ms
Stop delay	5ms
Direction change time	n. 20ms
Voltage loss	0.5V (Im=10A)
Operating frequency	2kHz
Ramp	0-2.5s
Digital inputs	"high" @ Uin 4 -30V or open "low" @ Uin 0-1V
Fault output	max 35V 2A (PNP open collector)
Measures	43x73x35mm
Weight	app. 35g



BRD. KLEE

Gadagervej 11

DK 2620 Albertslund

Tlf. 43 86 83 33 - Fax 43 86 83 88

www.klee.dk - mail: klee@klee.dk

INGENIØR- & HANDELSAKTIESELSKAB



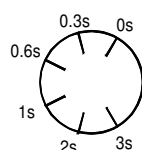
EM-180A OPERATING INSTRUCTIONS

Supply should be filtered 10-35Vdc,
max. ripple <20% on full load.
ATT. Wrong supply polarity can damage the driver.
ATT. Driver has no fuse in it.

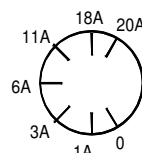
Dip switch selections

- Control logic PNP / NPN
PNP (= 5-30V cont. signal) or NPN (= gnd control)
- I-trip enabled (motor shutdown with overcurrent)
- Control mode Continuous / Impulse
Continuous = run as long as control signal occurs
Impulse = a short control signal starts
- Start mode Rattle / Soft
In soft mode current limit is same all time
In rattle mode start is boosted 1.5 times and rattling if the current limit is exceeded.

Acceleration
ramp time



Current limit (I-lim.)

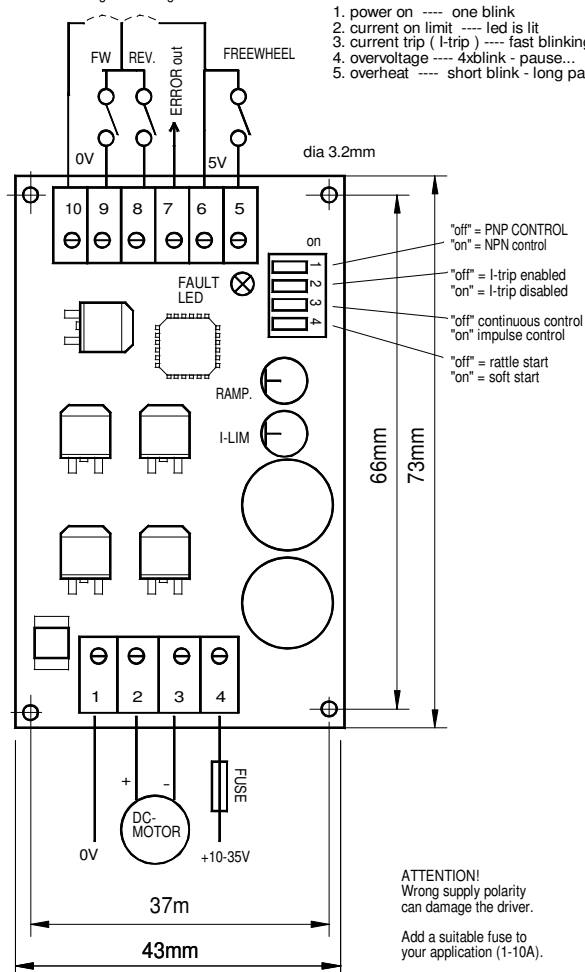


Notice!
The current limit value
can be affected by the
used motor in rattle
start mode

Control inputs can be work with
NPN or PNP control, the common
can be gnd or voltage 5-30V

ON BOARD FAULT LED CODES

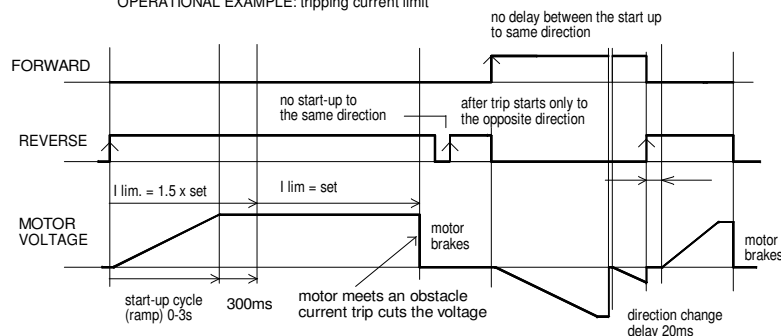
- power on ---- one blink
- current on limit ---- led is lit
- current trip (I-trip) ---- fast blinking
- overvoltage ---- 4xblink - pause...
- overheat ---- short blink - long pause



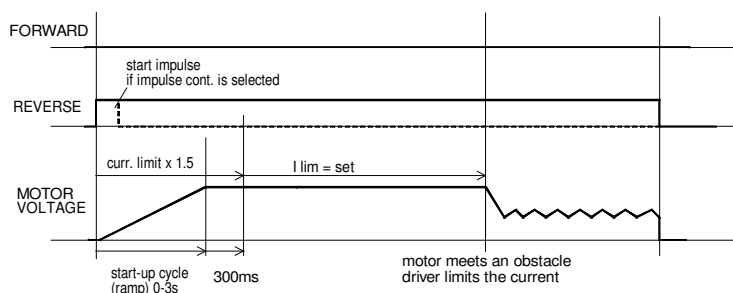
ATTENTION!
Wrong supply polarity
can damage the driver.

Add a suitable fuse to
your application (1-10A).

OPERATIONAL EXAMPLE: tripping current limit



OPERATION EXAMPLE: continuous current limit (option start with impulse control - dashed line)



BRD. KLEE

Gadagervej 11

DK 2620 Albertslund

Tlf. 43 86 83 33 - Fax 43 86 83 88

www.klee.dk - mail: klee@klee.dk

INGENIØR- & HANDELSAKTIESELSKAB

